

34 MOS - Erv's sketch
Times Intervals

8/2/94

1 / 1	.00		
81 / 80	21.51	21.51	49.17
648 / 625	62.57	41.06	41.06
135 / 128	92.18	29.61 ✓	29.61
27 / 25	133.24	41.06	21.51
2187 / 2000	154.74	21.51	
9 / 8	203.91	49.17 Z	
144 / 125	244.97	41.06	
729 / 625	266.48	21.51	
6 / 5	315.64	49.17 Z	
243 / 200	337.15	21.51	
5 / 4	386.31	49.17 Z	
81 / 64	407.82	21.51	
162 / 125	448.88	41.06	
4 / 3	498.04	49.17 Z	
27 / 20	519.55	21.51	
864 / 625	560.61	41.06	
45 / 32	590.22	29.61 ✓	
36 / 25	631.28	41.06	
729 / 500	652.79	21.51	
3 / 2	701.96	49.17 Z	
243 / 160	723.46	21.51	
972 / 625	764.52	41.06	
8 / 5	813.69	49.17 Z	
81 / 50	835.19	21.51	
5 / 3	884.36	49.17 Z	
27 / 16	905.87	21.51	
216 / 125	946.92	41.06	
2187 / 1250	968.43	21.51	
9 / 5	1017.60	49.17 Z	
729 / 400	1039.10	21.51	
15 / 8	1088.27	49.17 Z	
48 / 25	1129.33	41.06	
243 / 125	1150.83	21.51	
2 / 1	1200	49.17 Z	


3.378

8.107278862071810
 11.445289946708900
 8.107278862071820


81/80 21.51 49.16
 25/24 70.67 21.51
 135/128 92.18

27/20
 25/18
 45/32


Start - Switch Grid
Showing Hanson 15-rank Geometry, and 72-tone Scale
© 1994 by Eric Wilson



(4/8) 1.3.5.7.9.11.13.15 HEBDOMEKONTANY, in a 72-tone scale
Shown with Hanson Generalized Geometry, on Starr-switch grid
© 1994 by ETV Wilson



Starr - Switch Grid
Showing Hanson 15-rank Geometry, and 72-tone Scale
© 1994 by Eric Wilson



Starr-Switch Grid
Showing Hanson 15-rank Geometry, and 53-tone Scale
©1994 by Eric Wilson

